



2025 Geothermal Rising Conference

Abstract Submission User's Guide

Welcome to the 2025 Geothermal Rising Conference (GRC) Abstract Submission Site. Please see the following instructions to help guide you through the process.

1. When logging in for the first time, you will need to create a "New Users" account. Select "Join Now" to create your account. If you have already created an account, you will enter your email address and access key (i.e. password).



* indicates a required field

Welcome to the 2025 GRC Abstract Site

You will be using this form to provide your contact information and your required submission details for review. Click "Join Now" below to begin.

Log In to the Abstract ScoreCard

<h4>New Users</h4> <p>Click 'Join Now' to create your account.</p> <p>Join Now</p>	<h4>Already a User?</h4> <p>Email Address *</p> <input type="text"/> <p>Access Key *</p> <input type="text"/> Show <p>Lost your access key?</p> <p>Login</p>
---	---

Questions? Organizer: Breanna Ruiz - breanna@geothermal.org / (856) 380-6841

2. To create your User Account, complete all required fields in the “Account Profile” screen. Required fields are denoted by an * symbol. Select “Create Account” once completed.



ACCOUNT PROFILE

Create Account

Please complete the information below and then press the 'Create Account' button. You will be the contact person for all information that you submit using this account.

* Indicates a required field

Personal Details

Prefix

First Name *

Middle Initial

Last Name *

Suffix

Mailing Address

Address Line 1

Address Line 2

Address Line 3

City

State

Contact Details

Office Phone

Cell Phone

Fax

Email *

Access Key

Please type in an access key that you will use to access your submission information in the future. The access key must be at least 8 characters long and contain a character from three of the following character sets: uppercase letter, lowercase letter, number, or non-alphanumeric character.

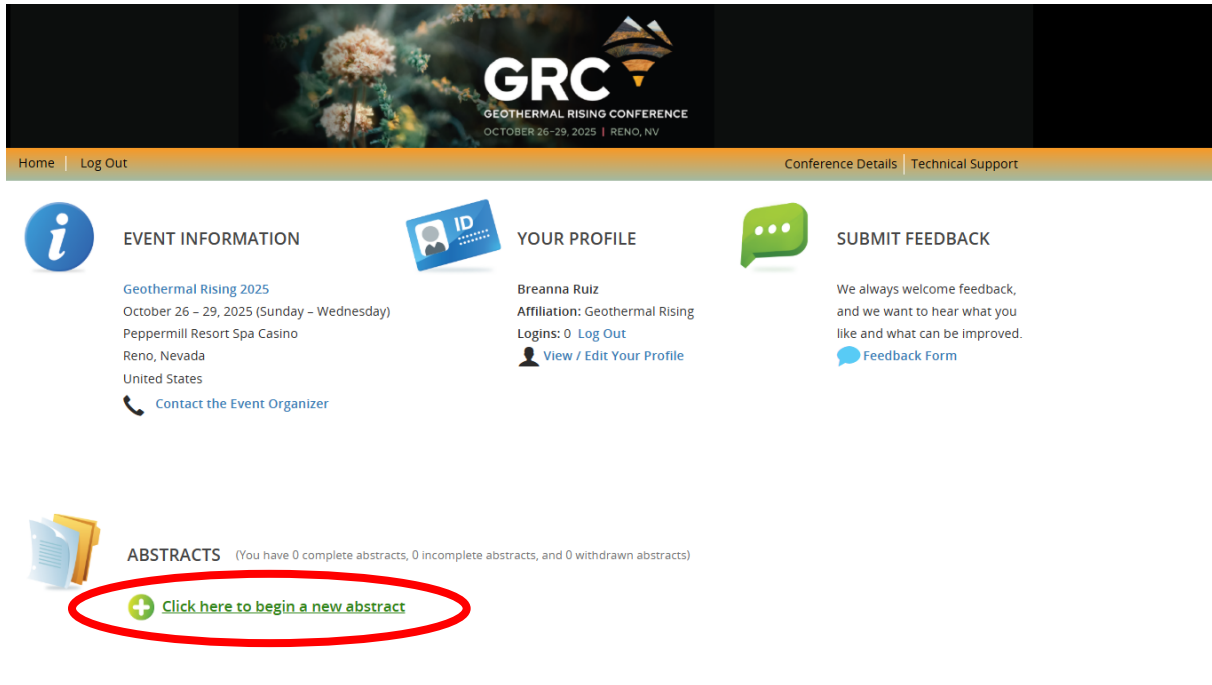
Create Access Key *

Access Key Strength

Re-type Access Key *

Create Account

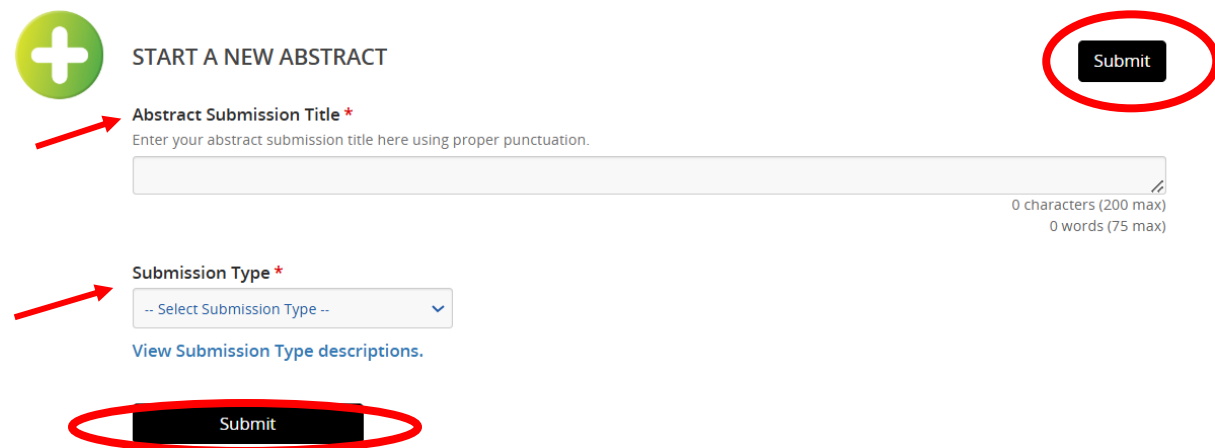
3. Once you have created a new user's account or logged into your existing account, you will be taken to the landing page. From here you can navigate back to your profile to make edits to your email or other contact information, view basic information about the conference and create a new abstract submission. Select "Click here to begin a new abstract" to start the submission process.



4. To begin your submission, add your "Abstract Submission Title" and the "Proposal Category" (oral or poster presentation). Once complete, click on the submit button to get to the next screen.

Note: Poster and Oral presentations have separate timelines and review processes. As such, if you want to submit your abstract for consideration as both an oral and poster presentation, you will need to create two separate submissions.

5. Once you have created your abstract record, you will need to complete all tasks listed on the abstract task screen beginning with Abstract Submission.



New abstract was successfully added.



1. Abstract Submission

Abstract submissions are required for all 2024 GRC Oral and Poster presentations.



2. Abstract Information

Please answer the following questions



3. Author Information

Click here to add authors to this submission.



4. Abstract Confirmation & Privacy Disclosure

Acceptance of the Abstract Agreement disclosure is required.

6. In the Abstract Submission screen, you will select your submission's session topic, student status and the text of your abstract. Select "Continue" once this is complete.

Abstract Submission Title *

When entering your abstract title, use mixed case (do not use all caps or all lower case) and do not put a period at the end of the title. Example: This is a Properly Formatted Abstract Title

TEST Submission

15 characters (Max 200 characters)
2 words (Max 75 words)

Session Topic *

AI and Machine Learning

Is this a student paper/presentation? *

-- Select One --

Abstract Submission *

0 characters
0 words

[CLICK HERE](#) to view a listing of the submission topics.

7. After completing the Abstract Submission screen and selecting "Continue", you will return to the abstract task screen. Note the green check mark indicating the completion of the Abstract Submission task. Select "Abstract Information" to move to the next screen.



1. Abstract Submission

Completed Wednesday, January 3, 2024, 2:09 PM

Abstract submissions are required for all 2024 GRC Oral and Poster presentations.



2. Abstract Information

Please answer the following questions

8. Complete all fields in the Abstract Information screen. Note that all fields are required. Select “Continue” once completed.



EDIT ABSTRACT INFORMATION TASK FOR 'TEST SUBMISSION'

Continue

Please answer the following questions.

* indicates a required field

1 How much of the paper you plan to submit has been published in the past? *

-- Select one --

2 If previously published, please provide the journal name and date where it has been published. Leave blank if all materials have never been previously published. *

If not previously published, please enter n/a.

3 How much of the content has been presented at other workshops, conferences, public meetings, etc.? *

-- Select one --

4 If previously presented, please provide details of where the materials have been presented, including the meeting name and date. *

If not previously presented, please enter n/a.

Continue

9. After completing the Abstract Information section and selecting “Continue”, you will return to the abstract task screen. Note the green check mark indicating the completion of the Abstract Submission task and Abstract information. Select “Author Information” to move to the next screen.



1. Abstract Submission

Completed Wednesday, January 3, 2024, 2:09 PM

Abstract submissions are required for all 2024 GRC Oral and Poster presentations.



2. Abstract Information

Completed Wednesday, January 3, 2024, 2:11 PM

Please answer the following questions



3. Author Information

Click here to add authors to this submission.

10. In the Author Information screen, you can add co-author's, identify the primary author and the presenting author. NOTE: All submissions require one primary author and one presenting author. The individual creating the abstract submission, is automatically added as an author. To update the author information and answer the required author specific questions, select the "Edit [Author] Profile" button. To add additional authors, select the "Add Author" button. Once all author information has been added, select "Save Authors". **If you wish to change the order of your authors, you can do so by clicking on each author and dragging it to the appropriate spot on the list.**

To add an author:

- Type the author's first name, last name, and email address.
- Click 'Add Author.'

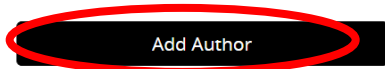
To complete an author's profile:

- Click on the 'Edit Author' button to complete the profile.
- A **green check mark** indicates a complete profile.
- Once the profile is complete, click 'Save Authors' to complete the task.

* indicates a required field


Add New Author

First Name *	Last Name *	Email *	Author Types *
<input type="text"/>	<input type="text"/>	<input type="text"/>	-- Select Author Types --



Author List

You must add at least 1 author and no more than 16.
You can add a maximum of 15 authors for this abstract.
You must have 1 presenting author for this abstract.

1 **Breanna Ruiz**
Geothermal Rising
Profile incomplete 
Author Types: Author

[Edit Breanna Ruiz's Profile](#) [Remove Breanna Ruiz](#)

[Save Authors](#)

Screen shot of author profile page. Select "Continue" to go back to the Author page.

Author Types *
Please select the appropriate role for all authors. Note that all submissions require one primary author and the author designated to present at the 2025 GRC.

Would you be willing to serve as a reviewer or session chair for GRC2025? *

[Continue](#)

11. After completing the Author Information section, you will return to the abstract task screen. Note the green check marks indicating the completion of the Abstract Submission task, Abstract Information and Author Information sections. Select “Abstract Confirmation & Privacy Disclosure” to move to the next screen.

1. **Abstract Submission**
Completed Wednesday, January 3, 2024, 12:49 PM
Abstract submissions are required for all 2024 GRC Oral and Poster presentations.

2. **Abstract Information**
Completed Wednesday, January 3, 2024, 12:12 PM
Please answer the following questions

3. **Author Information**
Completed Wednesday, January 3, 2024, 12:16 PM
Click here to add authors to this submission.

4. **Abstract Confirmation & Privacy Disclosure**
Acceptance of the Abstract Agreement disclosure is required

12: Review the Abstract Confirmation & Privacy Disclosure statement. Select the “I have read and agree to the above terms and conditions” and type your full name to confirm agreement. Once complete, select “Submit Agreement”. Note: This is required for all abstract submissions. Questions should be sent to registration@geothermal.org.

EDIT ABSTRACT CONFIRMATION & PRIVACY DISCLOSURE TASK... **Submit Agreement**

Please read and review the Abstract Agreement disclosure.

I agree that upon acceptance of my abstract that I will submit a corresponding technical paper or poster for the 2024 Geothermal Rising Conference. In addition, I also agree at least one of the authors or a designated speaker will register and pay to attend the 2024 Geothermal Rising Conference and will present the paper or poster at the designated date and time. By agreeing, you are also agreeing to the terms and conditions outline in the GR Privacy Policy. For a copy of the Privacy Policy to be emailed to you, please contact the GR office.

have read and agree to the above terms and conditions.

Breanna Ruiz

Please indicate your agreement by typing in your full name above

Submit Agreement

13. You are almost done! After completing the Abstract Confirmation section, you will return to the abstract task screen. Note that all tasks should now have a green check mark indicating the completion of all required tasks. If a task does not have a green check mark, go back to that section and finalize the necessary information. Select “Save Submission”.



1. Abstract Information

Completed Monday, March 3, 2025, 10:32 AM
Please answer the following questions



2. Abstract Submission

Completed Thursday, February 27, 2025, 12:03 PM
Abstract submissions are required for all 2024 GRC Oral and Poster presentations.




3. Author Information

Completed Monday, March 3, 2025, 10:32 AM
Click here to add authors to this submission.



4. Abstract Confirmation & Privacy Disclosure

Completed Monday, March 3, 2025, 10:34 AM
Acceptance of the Abstract Agreement disclosure is required.



Save Submission

14. When you save your submission, you will be taken to the Abstract Summary page. This page provides a snapshot of your submission including the title, abstract ID, presentation type and character count. Please take one final review of the details. When done, **you must select "Submit" to complete your abstract submission.** A confirmation will be sent to the email address in your profile.

ABSTRACT SUMMARY

Submit

[TEST Submission](#)

Abstract ID: 2071099

Submission Type: Oral Presentation

Abstract Status: Active

Abstract character count: 354 / 3,000

You have completed all the required tasks for this abstract.
Use the "Submit" button to complete your abstract.



1. Abstract Information

Completed - Monday, March 3, 2025, 10:32 AM



2. Abstract Submission

Completed - Monday, March 3, 2025, 10:44 AM



3. Author Information

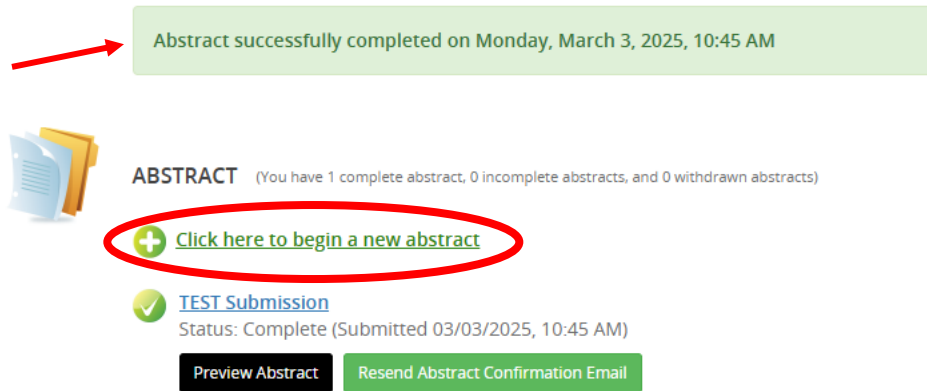
Completed - Monday, March 3, 2025, 10:32 AM



4. Abstract Confirmation & Privacy Disclosure

Completed - Monday, March 3, 2025, 10:34 AM

15. Once you Submit your abstract, you will return to the User's landing page. Note that you will see a message indicating your abstract was successfully completed when you return to the screen. You may also add another abstract by selecting the "Click here to begin a new abstract" button.



For more information on the 2025 Geothermal Rising Conference, please visit the conference website:

<https://www.geothermal.org/index.php/events/2025-geothermal-rising-conference>